



Cyngor Castell-nedd Port Talbot  
Neath Port Talbot Council

# Performance Measures





Neath Port Talbot Council

## Appendix 1 - Children & Young People's Services – Quarterly Performance Report - Quarter 4 (1st April - 31st March) - 2022/23

Performance RAG (Red, Amber Green) key:

- **Green:** achieved quarter 1 target for 2022/23
- **Amber:** Within 5% of target
- **Red:** 5% or more below target
- **N/a or blank column** – no comparable data or no target set

**How will we know we are making a difference (01/04/2022 to 31/03/2023)?**

PI Title	Qtr. 4 Actual 20/21	Qtr. 4 Actual 21/22	Qtr. 4 Actual 22/23	Qtr. 4 Target 22/23	Perf. RAG
<b>Wellbeing Objective 1 - Best start in life</b>					
<b>SSHCS - CYPS - PI/241 - % of Re-registrations of children on the local authority Child Protection Register</b>	7.38	11.58	14.67	9.00	 Red
11 out of 75 in Qtr. 4 2022/23. Although the number of children re-registered during 2022/23 remained consistent with the previous year 2021/22 (11), the percentage of children re-registered has increased slightly when compared to 2021/22, due to the fact that there were less children's names overall added to the child protection register in 2022/23 (75) compared to 2021/22 (95). Despite this, a review of the re-registration data and case-file information has not identified any issues with the number of children re-registered.					
<b>SSHCS - CYPS - PI/527 - Percentage of Child Protection Visits undertaken within 2 weeks</b>		89.92	89.06	92.00	 Amber
1522 out of 1709 in Qtr. 4 2022/23. Child Protection visits are a priority for the Service and there is an expectation that all visits are undertaken in a timely manner. Should a worker be unable to carry out a visit due to unforeseen circumstances, then it is expected that duty workers with the teams prioritise these visits. On those occasions where visits have taken place outside of timescales, workers are expected to inform Principal Officers as to the reasons why this has happened.					
<b>SSHCS - CYPS - PI/528 - Percentage of Statutory Visits to Looked After Children that took place in accordance with regulations</b>		92.48	92.99	95.00	 Amber
2241 out of 2410 in Qtr. 4 2022/23. Work continues to be undertaken in this area to ensure all statutory visits are completed within timescales. Additional performance data has recently been made available to Team Managers & Principal Officers, so that closer monitoring and scrutiny of this area of practice can be undertaken. Further audit work is planned to ensure this remains a priority for the Service.					
<b>SSHCS - CYPS - PI/546 - Measure 24 - Percentage of child assessments completed on time</b>	97.71	99.15	97.00	94.00	 Green
2877 out of 2966 in Qtr. 4 2022/23. Although performance remains consistently above the Services' set target of 92%, we always strive towards achieving 100% in this area. However, there will be situations where this is not always possible, in which case, Principal Officers are kept abreast as to the reasons why assessments may take longer than expected.					