



Cyngor Castell-nedd Port Talbot
Neath Port Talbot Council

Performance Indicators





Neath Port Talbot Council

Appendix 1 - Children & Young People's Services – Quarterly Performance Report - Quarter 3 (1st April - 31st December) - 2022/23

Performance RAG (Red, Amber Green) key:

- **Green:** achieved quarter 1 target for 2022/23
- **Amber:** Within 5% of target
- **Red:** 5% or more below target
- **N/a or blank column** – no comparable data or no target set

How will we know we are making a difference (01/04/2022 to 31/12/2022)?

PI Title	Qtr 3 Actual 20/21	Qtr 3 Actual 21/22	Qtr 3 Actual 22/23	Qtr 3 Target 22/23	Perf. RAG
1.2.1 SRP - Wellbeing Objective 1 - Best start in life					
SSHCS - CYPS - PI/241 - % of re-registrations of children on the local authority child protection register	8.41	12.86	16.95	9.00	 Red
10 out of 59 in Qtr. 3 2022/23 compared to 9 out of 70 in Qtr.3 2021/22. Whilst the percentage has dropped the number of children re-registered increased from 8 to 10, however a review of the re-registration data, including a review of each re-registration case has identified no issues with the number of re registration over the year of 2021 and 2022 holding stable. A separate report on this matter is to be taken to Committee for oversight and assurance					
SSHCS - CYPS - PI/527 - Percentage of Child Protection Visits undertaken within 2 weeks		89.45	89.20	92.00	 Amber
1184 out of 1324 in Qtr. 3. All child protection visits are prioritised and when workers are not able to visit due to unforeseen circumstances, it's expected that duty workers will prioritise these visits.					
SSHCS - CYPS - PI/528 - Percentage of Statutory Visits to Looked After Children that took place in accordance with regulations		92.04	91.24	95.00	 Amber
1645 out of 1803 in Qtr.3 2022/23. There is a concentrated effort on this area of work, further audits will be undertaken. Any statutory visit going out of timescales requires discussion with a Principal Officer					
SSHCS - CYPS - PI/546 - Measure 24 - Percentage of child assessments completed on time	97.73	99.63	97.04	94.00	 Green
2030 out of 2092 in Qtr. 3 2022/23. We continue to achieve above our target. Although there's an expectation that assessments will be completed within 42 days, Principal Officers continue to have oversight over those which go over timescales					