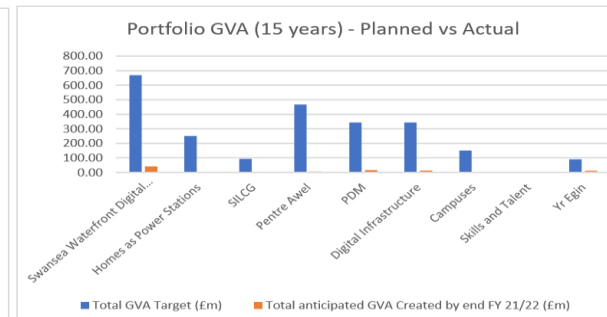
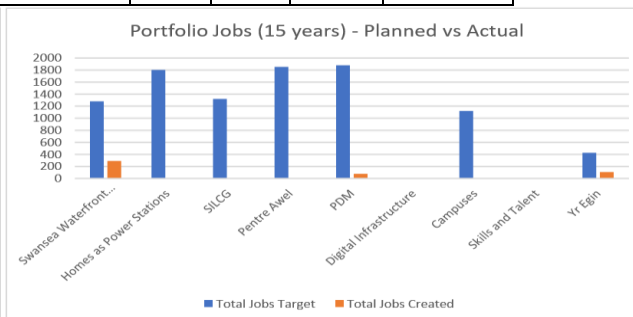
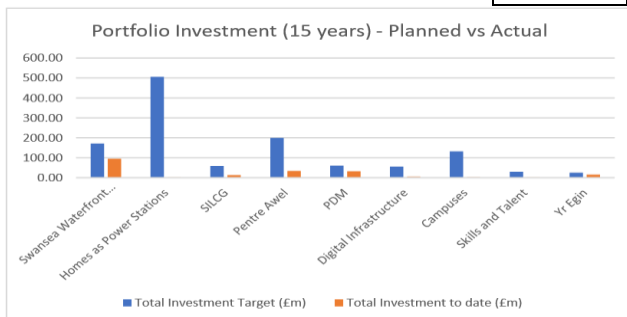
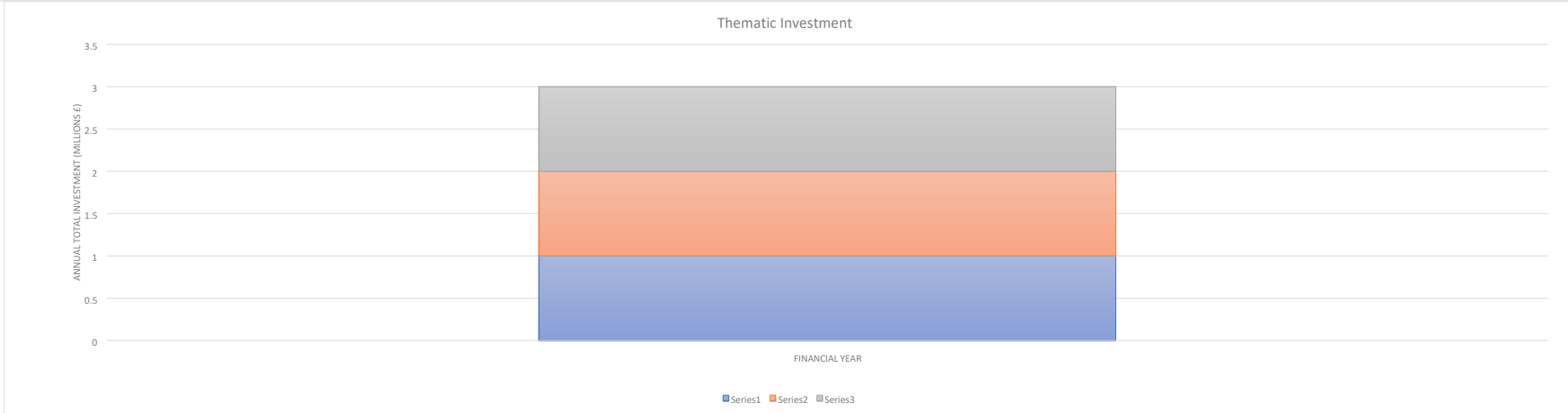


Project/Prgramme	Total Investment Target (£m)	Total Investment to date (£m)	Total Jobs Target	Total Jobs Created	Total GVA Target (£m)	Total anticipated GVA Created by end FY 21/22 (£m)	Business Case Status	Project Stage	Stage Commencement	Stage Completion
Swansea Waterfront Digital District	171.54	94.70	1281	291	669.00	40.97	Approved - FBC	Partial Delivery (2/4)	Oct-19	Q4-2027
Homes as Power Stations	505.50	1.92	1804	5	251.00	0.00	Approved - OBC	Pre-procurement	Jul-21	Q1-2022
SILCG	58.70	12.99	1320	1	93.00	0.00	Approved - OBC	Partial Delivery (2/7)	Nov-20	Q4-2025
Pentre Awel	199.19	33.52	1853	2	467.00	5.50	Approved - OBC	Pre-construction	Oct-21	Q1-2022
PDM	60.47	32.06	1881	77	343.00	15.55	Approved - OBC	Partial Delivery (1/4)	Sep-21	Q1-2024
Digital Infrastructure	55.30	5.05	0	3	343.00	12.60	Approved - OBC	Pre-procurement	Mar-21	Q2-2022
Campuses	131.98	2.43	1120	2	150.00	0.54	OBC regionally approved	Pre-approval	Jul-21	Q1-2022
Skills and Talent	30.00	1.54	0	2	0	0.00	Submitted - OBC	Pre-approval	Jul-21	Q4-2021
Yr Egin	25.17	14.87	427	107	89.00	11.42	Approved - FBC	Partial Operation (1/2)	Sep-18	Q4-2023
	1237.85	199.08	9686	490	2405.00	86.58				
		16.08%		5.06%		3.60%				



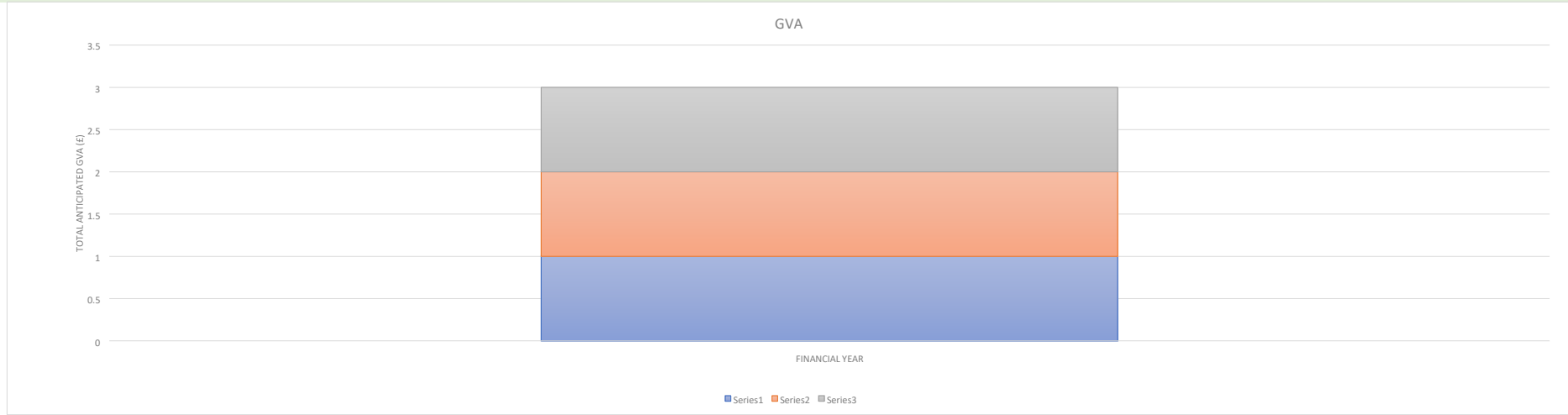
Investment Summary

	2018	2019	2020	2021	2022	2023	2024	2025	2026	2027	2028	2029	2030	2031	2032	2033
Energy and SMART manufact	0.00	1.00	140.00	219.00	878.00	1185.00	1687.00	1931.00	2173.00	2467.00	2844.00	3239.00	3652.00	4072.00	4478.00	0.00
(SILCG)	0.00	0.00	0.00	5.00	32.00	66.00	116.00	186.00	276.00	366.00	654.00	942.00	1230.00	1519.00	1807.00	0.00
(PDM)	0.00	1.00	0.00	63.00	236.00	266.00	317.00	412.00	425.00	529.00	618.00	725.00	850.00	981.00	1099.00	0.00
(HaPS)	0.00	0.00	140.00	151.00	610.00	853.00	1254.00	1333.00	1472.00	1572.00	1572.00	1572.00	1572.00	1572.00	1572.00	0.00
Life Science & Well Being	0.00	2.00	0.00	2.00	14.00	24.00	44.00	84.00	187.00	331.00	481.00	661.00	864.00	1074.00	1324.00	0.00
(Pentre Awel)	0.00	1.00	0.00	0.00	11.00	21.00	41.00	81.00	184.00	328.00	478.00	658.00	861.00	1071.00	1321.00	0.00
(Campuses)	0.00	1.00	0.00	2.00	3.00	3.00	3.00	3.00	3.00	3.00	3.00	3.00	3.00	3.00	3.00	0.00
Economic Acceleration	28.00	16.00	13.00	25.00	206.00	428.00	653.00	893.00	1123.00	1373.00	1575.00	1816.00	2158.00	2484.00	3001.00	0.00
(Digital)	28.00	14.00	13.00	22.00	147.00	297.00	447.00	597.00	747.00	897.00	1049.00	1200.00	1426.00	1652.00	1881.00	0.00
(Skills)	0.00	1.00	0.00	1.00	57.00	129.00	204.00	294.00	374.00	474.00	524.00	614.00	730.00	830.00	1120.00	0.00
(Yr Egin)	0.00	1.00	0.00	2.00	2.00	2.00	2.00	2.00	2.00	2.00	2.00	2.00	2.00	2.00	0.00	0.00
(Swansea waterfront)	0.00	0.00	0.00	0.00	0.00	0.00	0.00	0.00	0.00	0.00	0.00	0.00	0.00	0.00	0.00	0.00
Total Portfolio Yearly Investm	28.00	19.00	153.00	246.00	1098.00	1637.00	2384.00	2908.00	3483.00	4171.00	4900.00	5716.00	6674.00	7630.00	8803.00	0.00



GVA Summary

	2018	2019	2020	2021	2022	2023	2024	2025	2026	2027	2028	2029	2030	2031	2032	2033
Energy and SMART manufact	0.00	0.00	0.00	0.00	0.00	0.00	0.00	0.00	0.00	0.00	0.00	0.00	0.00	0.00	0.00	0.00
(SILCG)	0.00	0.00	0.00	0.00	0.00	0.00	0.00	0.00	0.00	0.00	0.00	0.00	0.00	0.00	0.00	0.00
(PDM)	0.00	0.00	0.00	0.00	0.00	0.00	0.00	0.00	0.00	0.00	0.00	0.00	0.00	0.00	0.00	0.00
(HaPS)	0.00	0.00	0.00	0.00	0.00	0.00	0.00	0.00	0.00	0.00	0.00	0.00	0.00	0.00	0.00	0.00
Life Science & Well Being	0.00	0.00	0.00	0.00	0.00	0.00	0.00	0.00	0.00	0.00	0.00	0.00	0.00	0.00	0.00	0.00
(Pentre Awel)	0.00	0.00	0.00	0.00	0.00	0.00	0.00	0.00	0.00	0.00	0.00	0.00	0.00	0.00	0.00	0.00
(Campuses)	0.00	0.00	0.00	0.00	0.00	0.00	0.00	0.00	0.00	0.00	0.00	0.00	0.00	0.00	0.00	0.00
Economic Acceleration	0.00	0.00	0.00	0.00	0.00	0.00	0.00	0.00	0.00	0.00	0.00	0.00	0.00	0.00	0.00	0.00
(Digital)	0.00	0.00	0.00	0.00	0.00	0.00	0.00	0.00	0.00	0.00	0.00	0.00	0.00	0.00	0.00	0.00
(Skills)	0.00	0.00	0.00	0.00	0.00	0.00	0.00	0.00	0.00	0.00	0.00	0.00	0.00	0.00	0.00	0.00
(Yr Egin)	0.00	0.00	0.00	0.00	0.00	0.00	0.00	0.00	0.00	0.00	0.00	0.00	0.00	0.00	0.00	0.00
(Swansea waterfront)	0.00	0.00	0.00	0.00	0.00	0.00	0.00	0.00	0.00	0.00	0.00	0.00	0.00	0.00	0.00	0.00
Total Portfolio Yearly Investm	0.00	0.00	0.00	0.00	0.00	0.00	0.00	0.00	0.00	0.00	0.00	0.00	0.00	0.00	0.00	0.00
Change form previous Quarterly																



Jobs Summary

	2018	2019	2020	2021	2022	2023	2024	2025	2026	2027	2028	2029	2030	2031	2032	2033
Energy and SMART manufact	0.00	0.00	0.00	0.00	0.00	0.00	0.00	0.00	0.00	0.00	0.00	0.00	0.00	0.00	1321.00	0.00
(SILCG)	0.00	0.00	0.00	0.00	0.00	0.00	0.00	0.00	0.00	0.00	0.00	0.00	0.00	0.00	1321.00	0.00
(PDM)	0.00	0.00	0.00	0.00	0.00	0.00	0.00	0.00	0.00	0.00	0.00	0.00	0.00	0.00	0.00	0.00
(HaPS)	0.00	0.00	0.00	0.00	0.00	0.00	0.00	0.00	0.00	0.00	0.00	0.00	0.00	0.00	0.00	0.00
Life Science & Well Being	0.00	0.00	0.00	0.00	0.00	0.00	0.00	0.00	0.00	0.00	0.00	0.00	0.00	0.00	1099.00	0.00
(Pentre Awel)	0.00	0.00	0.00	0.00	0.00	0.00	0.00	0.00	0.00	0.00	0.00	0.00	0.00	0.00	1099.00	0.00
(Campuses)	0.00	0.00	0.00	0.00	0.00	0.00	0.00	0.00	0.00	0.00	0.00	0.00	0.00	0.00	0.00	0.00
Economic Acceleration	0.00	0.00	0.00	0.00	0.00	0.00	0.00	0.00	0.00	0.00	0.00	0.00	0.00	0.00	0.00	0.00
(Digital)	0.00	0.00	0.00	0.00	0.00	0.00	0.00	0.00	0.00	0.00	0.00	0.00	0.00	0.00	0.00	0.00
(Skills)	0.00	0.00	0.00	0.00	0.00	0.00	0.00	0.00	0.00	0.00	0.00	0.00	0.00	0.00	0.00	0.00
(Yr Egin)	0.00	0.00	0.00	0.00	0.00	0.00	0.00	0.00	0.00	0.00	0.00	0.00	0.00	0.00	0.00	0.00
(Swansea waterfront)	0.00	0.00	0.00	0.00	0.00	0.00	0.00	0.00	0.00	0.00	0.00	0.00	0.00	0.00	0.00	0.00
Additional Delivery Jobs	0.00	0.00	0.00	0.00	0.00	0.00	0.00	0.00	0.00	0.00	0.00	0.00	0.00	0.00	0.00	0.00
(Other)	0.00	0.00	0.00	0.00	0.00	0.00	0.00	0.00	0.00	0.00	0.00	0.00	0.00	0.00	0.00	0.00
(Other)	0.00	0.00	0.00	0.00	0.00	0.00	0.00	0.00	0.00	0.00	0.00	0.00	0.00	0.00	0.00	0.00
(Yr Egin)	0.00	0.00	0.00	0.00	0.00	0.00	0.00	0.00	0.00	0.00	0.00	0.00	0.00	0.00	0.00	0.00
Total Portfolio Yearly Investm	0.00	0.00	0.00	0.00	0.00	0.00	0.00	0.00	0.00	0.00	0.00	0.00	0.00	0.00	2420.00	0.00
Change form previous Quarterly																

