



Cyngor Castell-nedd Port Talbot
Neath Port Talbot Council

Performance Indicators





Neath Port Talbot Council







Appendix 1 - Education, Skills and Culture Cabinet Board - Key Performance Indicators - Quarter 2 (1st April - 30th September) - 2021/22










Print Date: 15-Nov-2021

How will we know we are making a difference (01/04/2021 to 30/09/2021)?

PI Title	Actual 19/20	Actual 20/21	Actual 21/22	Target 21/22	Perf. RAG
Organisation					
CP/002 - Number of full day childcare places provided	2325.00	2240.00	2362.00	2400.00	 Amber
The number of places has increased since the end of quarter 1 2021/22 (2,335) to end of quarter 2 (2,362). Registered numbers fluctuate through the year as settings change or vary their registered numbers. The sector is still reacting and responding to the impacts of Covid which continues to affect how they operate. Even when we have 'new developments' opening, there are others who deregister at the same time therefore affecting total registered places.					
CP/005 - PAM/007 - Percentage of pupil attendance in primary schools	94.02	93.33	91.18		 NA
2021/22 data is for the 2020/21 academic year. Pupil attendance continues to be affected by the Covid-19 pandemic. Whilst the number of pupils returning to school have been excellent, continued attendance has been intermittent for some who have either been required to self-isolate at home; isolate whilst waiting for the results of a PCR test or for those pupils who have contracted Covid themselves. Welsh Government have removed the need for schools and local authorities to set attendance targets for the second year running. No target set in the 2021/23 Corporate Plan due to Covid-19.					
CP/006 - PAM/008 - Percentage of pupil attendance in secondary schools	93.46	92.01	87.88		 NA
2021/22 data is for the 2020/21 academic year. Pupil attendance continues to be affected by the Covid-19 pandemic. Whilst the number of pupils returning to school have been excellent, continued attendance has been intermittent for some who have either been required to self-isolate at home; isolate whilst waiting for the results of a PCR test or for those pupils who have contracted Covid themselves. Welsh Government have removed the need for schools and local authorities to set attendance targets for the second year running. No target set in the 2021/23 Corporate Plan due to Covid-19.					
CP/007 - PAM/033 - Percentage of pupils assessed in Welsh at the end of Foundation phase	16.63			15.80	 NA
Foundation Phase assessments were not undertaken for 2021/22 (2020/21 academic year) or 2020/21 (2019/20 academic year) due to COVID-19. Data for 2019/20 (16.63%) relates to 2018/19 academic year.					

PI Title	Actual 19/20	Actual 20/21	Actual 21/22	Target 21/22	Perf. RAG
CP/008 - PAM/034 - Percentage of year 11 pupils studying Welsh first language	11.40			11.70	 NA
Data for the 2020/21 academic year reported in quarter 3 2021/22					
CP/014 - Percentage of 11 - 19 year olds in contact with the Youth Service (measured cumulatively over the financial year - quarterly)	21.72	3.48	14.69	14.00	 Green
At the end of quarter 2 the youth service reach with 11-19 year olds was 2,206 which equates to 14.69% of the 11-19 populations. The youth service contacts are still down due to the effects of the pandemic.					
CP/072 - Number of visits to our theatres	133276.00		31232.00		 NA
There has been a fall in visitor numbers to theatres compared to quarter 2 2019/20 figure due to COVID-19. No data available for quarter 2 2020/21 and no target set in the 2021/23 Corporate Plan due to COVID-19.					
CP/073 - PAM/040 - Percentage of quality Indicators achieved by the Library Service					 NA
Data reported in quarter 3 2021/22 - No target set in the 2021/23 Corporate Plan due to COVID-19.					
CP/074 - PAM/017 - Number of visits to leisure centres per 1,000 population	3831.73		1253.13		 NA
There has been a fall in visitor numbers to leisure centres per 1,000 population compared to quarter 2 2019/20 figure due to COVID-19. The figure is increasing steadily and has doubled from quarter 1 2021/22.					
No data available for quarter 2 2020/21 and no target set in the 2021/23 Corporate Plan due to COVID-19.					
CP/108- PAM/032 - Capped 9 score				345.00	 NA
Data for the 2020/21 academic year reported in quarter 3 2021/22.					

PI Title	Actual 19/20	Actual 20/21	Actual 21/22	Target 21/22	Perf. RAG
CP/116 - Communities for Work – priority 1 (age 25+): number of people helped to gain training, volunteering, work experience or sustainable employment			31.00	43.00	 Red
<p>Priority 1 continues to be those hardest to reach for engagements and employment, reflected across Wales. Mentors are noticing that participants need much more support on programme. However those that go into employment, are in sustainable employment.</p> <p>New indicator for 2021/22.</p>					
CP/117 - Communities for Work – Priority 3 (age 16-24): number of people helped to gain training, volunteering, work experience, full time education or sustainable employment			89.00	22.00	 Green
<p>Priority 3 continues to exceed targets for the programme - our young people on the programme are quicker to engage and react to the jobs market.</p> <p>New indicator for 2021/22.</p>					
CP/118 - Communities for Work Plus – Programme for age 16+: number of people helped to gain training, volunteering, work experience, sustainable employment or those who are in “in work poverty			182.00	150.00	 Green
<p>Referrals continue to come into the programme, and we are now able to see limited numbers of vulnerable individuals face to face. Engagements are also slowly becoming more face to face within our Communities, but there is still an element of caution due to Covid-19.</p> <p>New indicator for 2021/22.</p>					
ELLL - EDU/015a - The percentage of final statements of special education needs issued within 26 weeks including exceptions. (measured over the calendar year - quarterly)	61.47	35.80	30.97	36.00	 Red
<p>30.97% - 35 statements issued within the 26 week timescale (including exceptions) out of a total of 113 possible statements. The effects of the pandemic are continuing to have an adverse impact on the LA’s duty to meet the statutory timescales. This is primarily because professionals, particularly those in Health, are unable to provide the Advice requested within the given timeframe.</p>					
ELLL - EDU/015b - The percentage of final statements of special education needs issued within 26 weeks excluding exceptions. (measured over the calendar year - quarterly)	95.71	100.00	100.00	100.00	 Green
<p>100% - 35 statements issued within the 26 week timescale (excluding exceptions) out of a total of 35 possible statements. This figure exemplifies that when there are no delayed advices from professionals, the team is able to effectively meet the 26 weeks statutory timescale.</p>					

PI Title	Actual 19/20	Actual 20/21	Actual 21/22	Target 21/22	Perf. RAG
ELLL - LCL001 - The number of visits to public libraries during the year, per 1,000 population (measured cumulatively over the financial year - quarterly)	2625.03		884.16	2600.00	 Red
Visitors to the library have continued to increase each month since April, boosted in August by a successful Summer Reading Challenge campaign. Even though events and activities at libraries have resumed Covid guidelines mean that numbers at these events are restricted. Therefore the Library Service remains unable to operate its full programme which has impacted adversely on visitor numbers.					
ELLL - PI/444 - Percentage of Year 11 pupils achieving 5 GCSEs at grades A*-C, or equivalent, including English or Welsh first language and Maths				50.00	 NA
Data for the 2020/21 academic year reported in quarter 3 2021/22.					