



Cyngor Castell-nedd Port Talbot  
Neath Port Talbot Council

# Performance Indicators




Neath Port Talbot Council

Appendix 2 - Education, Leisure and Lifelong Learning - Other Education PI's - Full Year- 2018/19



*Print Date: 21-Jun-2019*

## How will we know we are making a difference (01/04/2018 to 31/03/2019)?

PI Title	Actual 16/17	Actual 17/18	Actual 18/19	Target 18/19	Perf. RAG
<b>1 Well-being Objective 1 - To improve the well-being of children and young people</b>					
ELLL - EDU/015a - The percentage of final statements of special education needs issued within 26 weeks including exceptions. (measured over the calendar year - quarterly)	21.88	40.54	60.00	40.00	 Green
60.00% - 21 statements issued with the 26 week timescale (including exemptions) out of a total of 35 possible statements. The measure continues to show an improvement on previous years. The team are continuing to strive to increase the %.					
ELLL - EDU/015b - The percentage of final statements of special education needs issued within 26 weeks excluding exceptions. (measured over the calendar year - quarterly)	77.78	100.00	100.00	100.00	 Green
100% - 21 statements issued within the 26 week timescale (excluding exceptions) out of a total of 21 possible statements. The indicator is currently on target and should remain so.					
<b>3 Well-being Objective 3 - To develop the local economy and environment so that the well-being of people can be improved</b>					
ELLL - LCL001 - The number of visits to public libraries during the year, per 1,000 population (measured cumulatively over the financial year - quarterly)	5737.67	5426.31	5347.67	5426.00	 Amber
Visits to libraries have remained consistent throughout the year, however both Pontardawe and Neath libraries have seen a decrease in visits due to local issues, namely roadworks and traffic problems. All Wales Data 2017/18 : 5270					