






Performance Indicators

Neath Port Talbot Council

Appendix 2 - Education, Leisure and Lifelong Learning - Other Education PI's -Quarter 2- 2018/19

Print Date: 13-Nov-2018

How will we know we are making a difference (01/04/2018 to 30/09/2018)?

PI Title	Actual 16/17	Actual 17/18	Actual 18/19	Target 18/19	Perf. RAG
EDUCATION LEISURE & LIFELONG LEARNING					
ELLL - EDU/015a - The percentage of final statements of special education needs issued within 26 weeks including exceptions. (measured over the calendar year - quarterly)	37.18	39.00	61.47	39.00	 Green
61.47% - 67 statements issued within the 26 week timescale (including exceptions) out of a total of 109 possible statements. The indicator continues to show steady improvement.					
ELLL - EDU/015b - The percentage of final statements of special education needs issued within 26 weeks excluding exceptions. (measured over the calendar year - quarterly)	100.00	95.12	95.71	100.00	 Amber
95.71% - 67 statements issued within the 26 week timescale (excluding exceptions) out of a total of 70 possible statements. This measure will be closely monitored over the next quarter					
ELLL - LCL001 - The number of visits to public libraries during the year, per 1,000 population (measured cumulatively over the financial year - quarterly)	2956.97	2805.66	2648.07	2805.00	 Red
Visits to libraries have decreased this year due to: <ul style="list-style-type: none"> - External building work at Neath Library - The closure of the Baglan Youth Forum at Baglan Library - Exceptional weather in June and early July saw a drop off in visitor numbers - Car parking issues at Pontardawe Library 					